



District Report Card: 2017


State: West Bengal	District: Puruliya
Class: 8	Subject: Language
Schools: 51	Students: 1100


Participation/Coverage


Students

GENDER 	Boys		Girls	
	Number	%	Number	%
	476	43.27	624	56.73

AREA 	Rural		Urban	
	Number	%	Number	%
	1027	93.36	73	6.64

CATEGORY 	SC		ST		OBC		GEN	
	Number	%	Number	%	Number	%	Number	%
	247	22.45	187	17.00	535	48.64	131	11.91

CWSN 	LD	VI	HI	S&LD	ID	Oth
	1	3	2	4	4	3

Management 	Government		Government-aided	
	Number	%	Number	%
	142	12.91	958	87.09

Average Performance of Students in Language (%)

Overall	Gender		Area		Management		Social Group			
	Male	Female	Rural	Urban	Govt.	Aided	SC	ST	OBC	GEN
48.06	49.57	46.91	46.95	63.65	50.19	47.75	49.15	43.96	47.15	55.57

Performance on Learning Outcomes (LOs)

Learning Outcomes	Description	Average Performance(%)
L813	Read textual/non-textual materials with comprehension and identifies the details, characters, main idea and sequence of ideas and events while reading	48.06

Range of Performance of Students who Answered Correctly							
Below 30%		30% - 50%		50% - 75%		Above 75%	
Number	%	Number	%	Number	%	Number	%
267	24.27	323	29.36	372	33.82	138	12.55

Lowest Performing Learning Outcomes (LOs)

1 - Read textual/non-textual materials with comprehension and identifies the details, characters, main idea and sequence of ideas and events while reading (48.06)